

## Greek Interoperable Tolling Systems (GRITS)

GRITS Service\* (Greek Interoperable Tolling Systems), which is provided without any additional cost by the partner networks of Attiki Odos, Olympia Odos, Moreas, Aegean Motorway, Nea Odos, Kentriki Odos, Egnatia Odos and Rion-Antirion Bridge, offers fast and comfortable passages through the electronic lanes of all toll stations with only one transporter!

*\*GRITS service applies only in case of transporter's use and not in account cards.*

The procedure is very simple!

1st Step: Choose the transporter

Choose the transporter that serves you best, according to your place of residence, the road network you use more frequently, the provided services and the discounts offered by this network.



### Remember

Every road network has **its own commercial policy** and offers its own **discount offers**, which apply only in this particular network and **only through the use of its respective transporter**. For passages in other road networks, the respective nominal toll prices apply, without discount.

In case you have more than one transporters at your vehicle, place at your windscreen the transporter you wish to be charged.

2nd Step: Place steadily the transporter at your vehicle and top-up your account





**ATTENTION! The top-up of your account can be conducted ONLY through the network of the motorway that you have chosen to collaborate.** For any further information regarding the top-up methods and possible limitations that apply for each road network, please visit the respective website or call the respective Customer Service Call Centres.

**GRITS service updates** concerning the top-up of your account and your new balance is conducted:

- Within 1 hour after you have completed your transaction **at the lanes with a toll collector, at Customer Service Centres, through the websites or applications for mobiles (smartphones) or tablets**, of the road network you have chosen to be subscriber
- After a few hours **through the commercial partners that the road network, you are subscriber, might have**
- Within **1 working day** after the deposit in the bank account of the road network that you are subscriber

3rd Step: Choose at every toll station the electronic lanes according to your vehicle's categorization and the respective special signs

At every toll station there are **special signs** which inform you for the electronic lanes that you can safely use. The electronic lanes exclusively for cars might have altitude signs, while for the best possible traffic management there also available electronic lanes without altitude signs or exclusively for trucks.

	FOR CARS ONLY	FOR TRUCKS AND BUSES ONLY	FOR ALL VEHICLES
			
Attiki Odos	Height ≤ 2.70 m.	At specific toll stations, in lanes without height limit	-
Aegean Motorway	-	-	Without height limit
Rion-Antirion Bridge	Height ≤ 2.00 m.	Only trucks without height limit	-
Moreas	-	-	Without height limit
Olympia Odos	Height ≤ 2.20 m.	Without height limit	Without height limit
Nea Odos	-	Only trucks without height limit	Without height limit
Kentriki Odos	-	Only trucks without height limit	Without height limit
Egnatia Odos	-	-	Without height limit

### Remember

- The charge for your passage is conducted according the terms and the current pricelist of the road network you are at the moment of your passage.
- The categorization of vehicles is not the same at all road networks.
- In case of change of vehicle height (**e.g. with cargo on the grill, bicycles etc.**): For charge according to the right category, as well as for safety reasons, we advise you to choose to the **lanes with a toll collector for your passage**. In case you pass from electronic lane without altitude sign, you will be charged with the price that corresponds to bigger vehicle categorization. In case you try to pass from electronic lane, there is the risk of accident